



District Report Card: 2017


State: Odisha	District: Deogarh
Class: 8	Subject: Language
Schools: 47	Students: 1107


Participation/Coverage


Students

GENDER 	Boys		Girls	
	Number	%	Number	%
	578	52.21	529	47.79

AREA 	Rural		Urban	
	Number	%	Number	%
	1063	96.03	44	3.97

CATEGORY 	SC		ST		OBC		GEN	
	Number	%	Number	%	Number	%	Number	%
	216	19.51	335	30.26	518	46.79	38	3.43

CWSN 	LD	VI	HI	S&LD	ID	Oth
	1	0	5	0	0	2

Management 	Government		Government-aided	
	Number	%	Number	%
	1061	95.84	46	4.16

Average Performance of Students in Language (%)

Overall	Gender		Area		Management		Social Group			
	Male	Female	Rural	Urban	Govt.	Aided	SC	ST	OBC	GEN
51.98	52.72	51.17	51.86	54.85	52.69	35.51	50.52	47.76	54.59	61.75

Performance on Learning Outcomes (LOs)

Learning Outcomes	Description	Average Performance(%)
L813	Read textual/non-textual materials with comprehension and identifies the details, characters, main idea and sequence of ideas and events while reading	51.98

Range of Performance of Students who Answered Correctly							
Below 30%		30% - 50%		50% - 75%		Above 75%	
Number	%	Number	%	Number	%	Number	%
164	14.81	348	31.44	455	41.10	140	12.65

Lowest Performing Learning Outcomes (LOs)

1 - Read textual/non-textual materials with comprehension and identifies the details, characters, main idea and sequence of ideas and events while reading (51.98)